


# Dibujo DCV 1

Lucas Folegatto Comisión 9  
2011

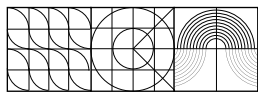
1 Silla

2 Vistas silla

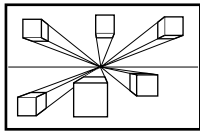
4 Lámina de ejercicio uso de escuadras



5 Lámina para uso de instrumental.



6 Lámina cubos 1PF. Instrumental/mano alzada

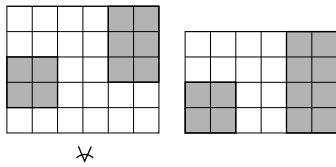


7 CÓNICAS Y PARALELAS - Lámina explicativa

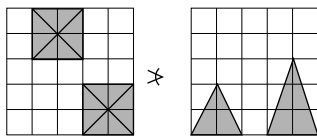
8 CÓNICAS Y PARALELAS - Lámina de ejemplos

## Paralelas

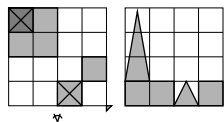
9 Planta Vista



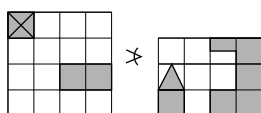
10 Planta Vista



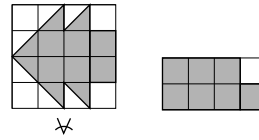
11 Web  
Planta Vista



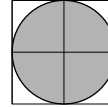
12 Planta Vista



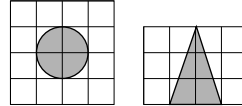
13 Planta Vista



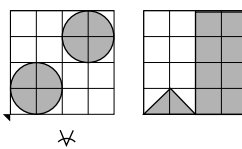
14



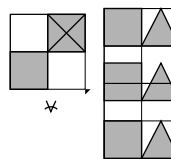
15 Planta Vista



16 Planta Vista

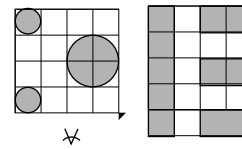


17 Planta Vista

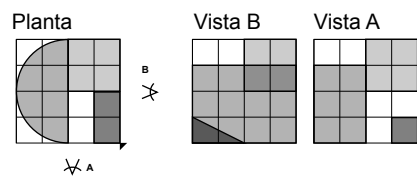


18 Faltan datos. 2 conos y 2 pirámides enfrentadas.

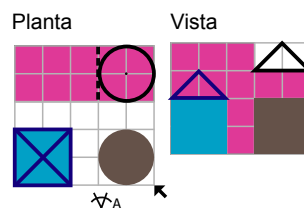
19 Planta Vista



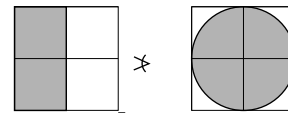
20 Sólo axonométrica



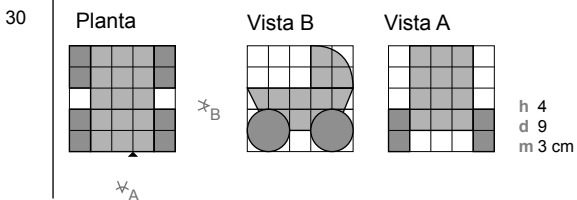
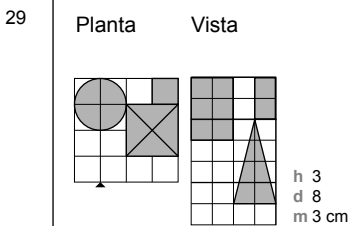
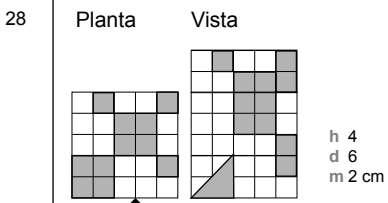
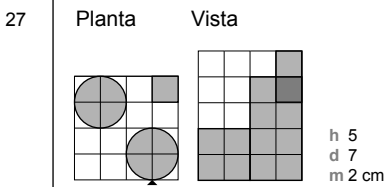
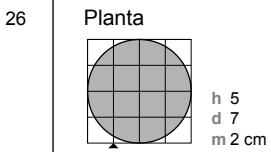
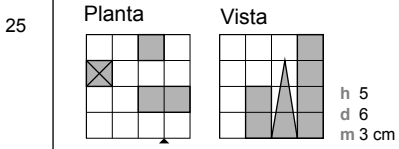
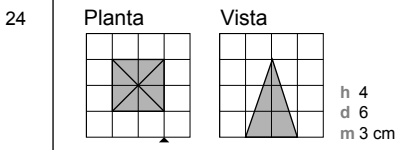
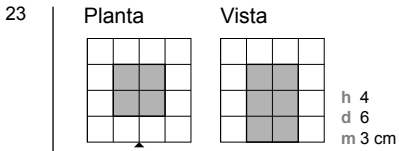
21 Parcial paralelas



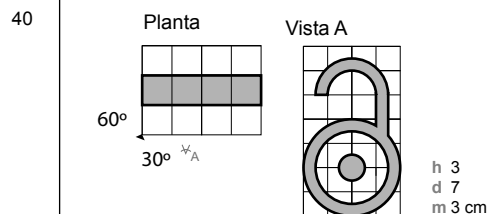
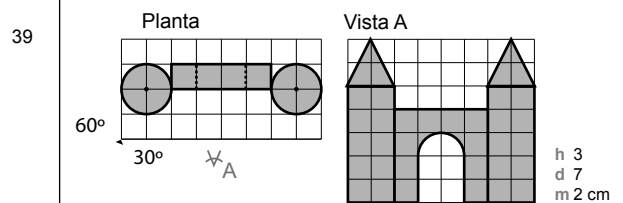
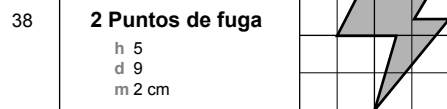
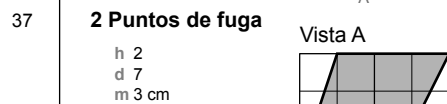
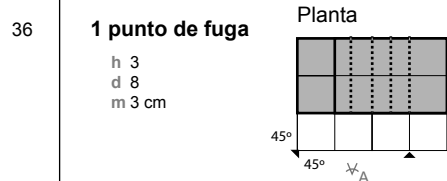
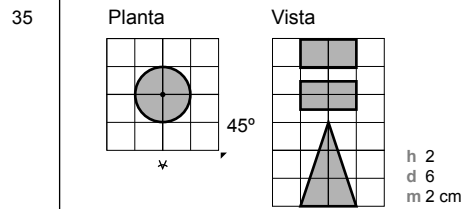
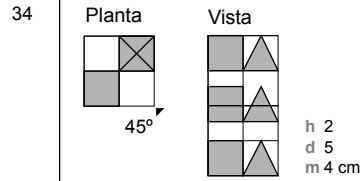
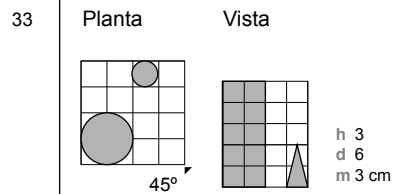
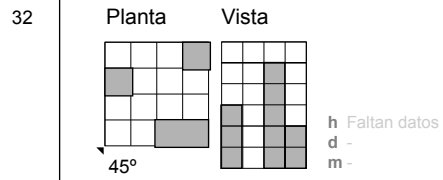
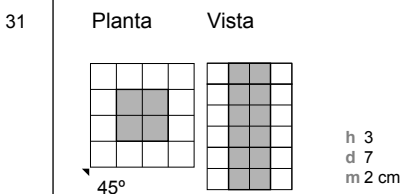
22 Planta Vista



# 1 Punto de fuga

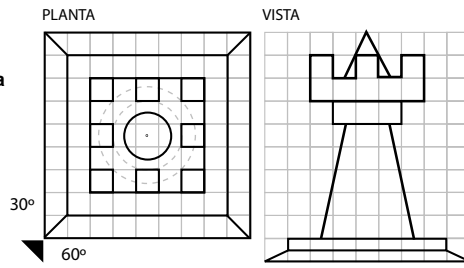


# 2 Puntos de fuga



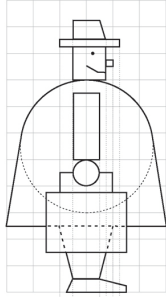
41  
42

1 punto de fuga  
2 puntos de fuga  
h 4  
d 7  
m 3 cm

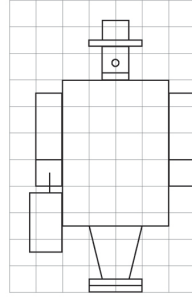


43

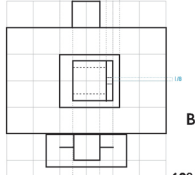
Vista A



Vista B

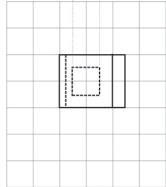


Planta



H: 7  
D: 13  
mód: 2 cm

Planta



Datos que corresponden a la PLANTA de piernas y pies

ACLARACIÓN:  
los datos de planta se dividen en dos grillas  
ya que se superponían en el caso de la cabeza y los pies,  
(pero la planta es una sola)